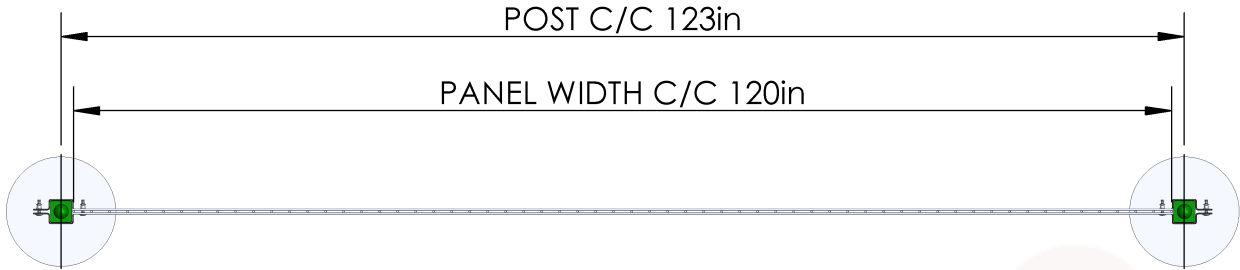
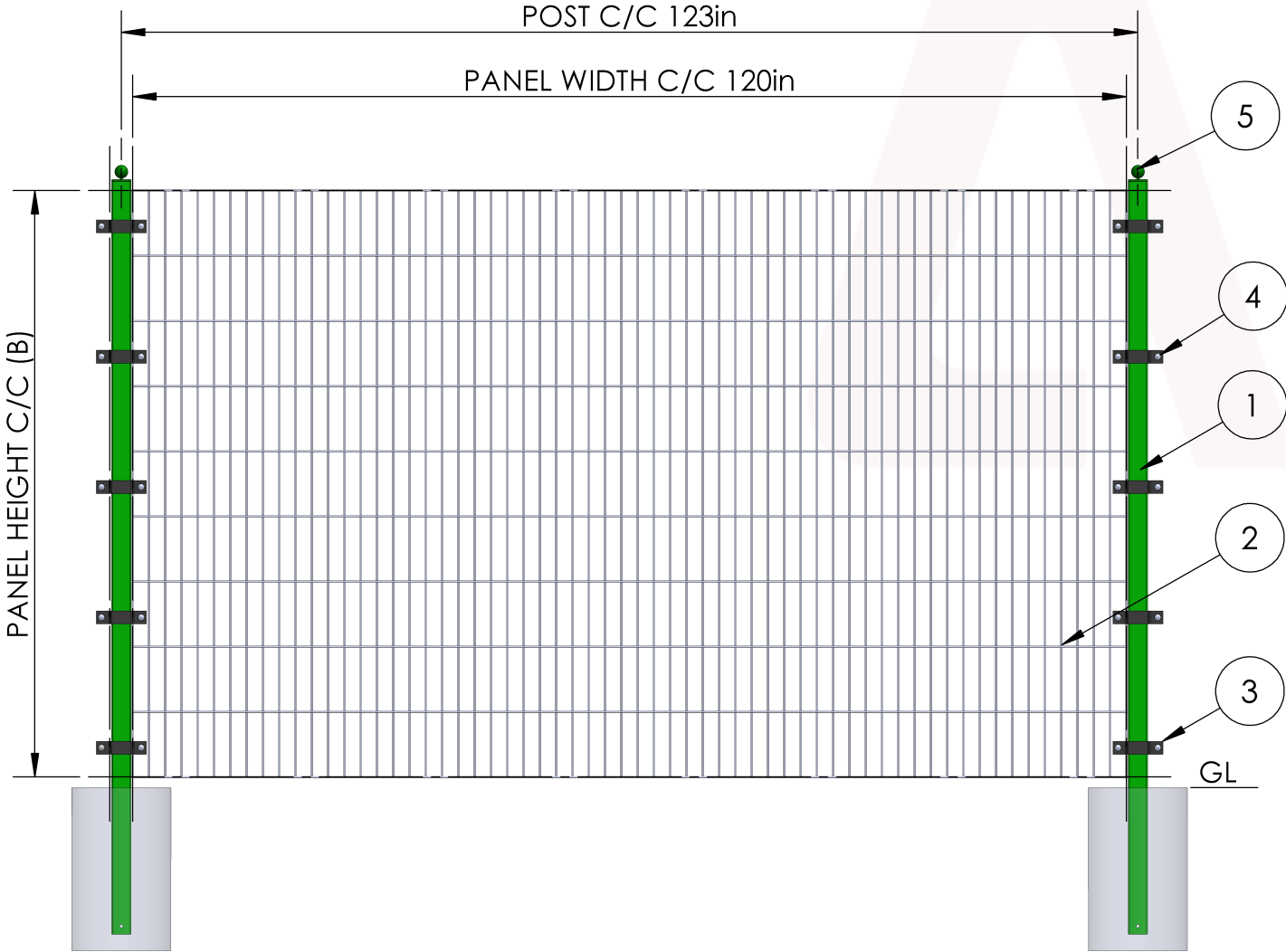


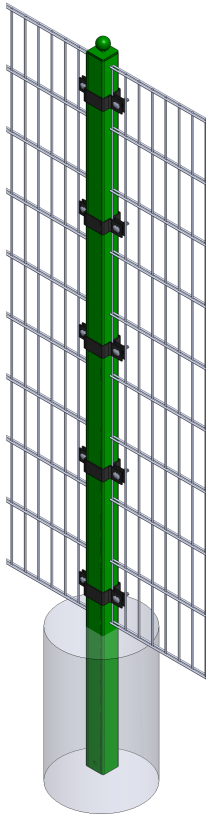
8		7		6		5			
SYSTEM HEIGHT		POST EMBEDMENT (A) (inches)		PANEL HEIGHT (B) (inches)		TOTAL POST HEIGHT (C) (inches)		FOUNDATION DEPTH (D) (inches)	
4FT		36		48		84		42	
5FT		36		60		69		42	
6FT		36		72		108		42	
7FT		48		84		132		60	
8FT		48		96		144		60	
10FT		60		120		180		72	
ABOVE 10FT		AVAILABLE ON REQUEST							



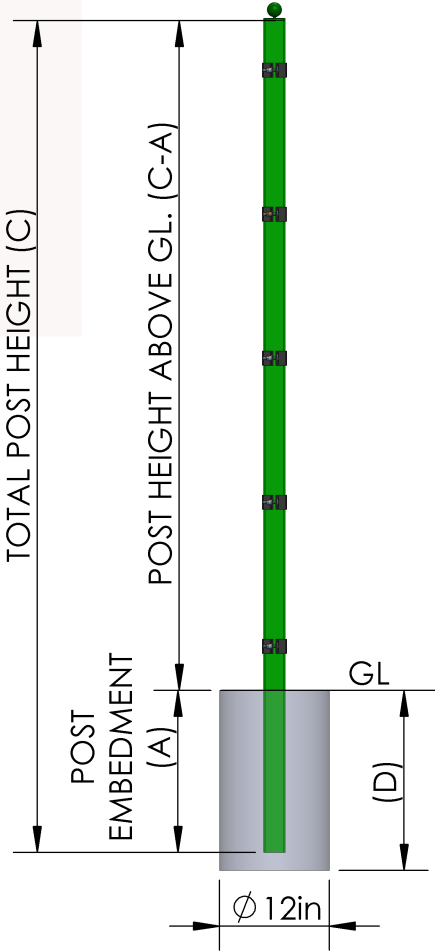
TOP VIEW



TYPICAL FENCE ELEVATION



ISOMETRIC VIEW



SIDE VIEW

NOTES: GENERAL

- ALL DIMENSIONS ARE IN inches UNLESS SPECIFIED

SR.NO	ITEM	DESCRIPTION
1	FENCE POST	BASED ON APPLICABLE HEIGHT & WIND LOAD, 2-3/8" TO 4" SQUARE HOLLOW SECTION AS PER ASTM A500.
2	PANEL	MESH SIZE : 8" x 2" VERTICAL WIRE $\phi$ : 5-1/2ga i.e 0.199" HORIZONTAL WIRE $\phi$ : 3-1/2ga i.e 0.235"
3	CLAMP	TO SUIT WITH POST.
4	NUT & BOLT	5/16" x 1-3/8" LONG MUSHROOM HEAD BOLT WITH SECURITY NUT & WASHER.
5	POST CAP	TO SUIT WITH POST.

THIS DRAWING, AND INFORMATION HEREWITH, MAY BE COVERED BY A PATENT OR PATENT PENDING DESIGNATION, AND IS ALSO CONFIDENTIAL AND PROPRIETARY IN NATURE. THE INFORMATION CONTAINED IN THIS DRAWING IS THE SOLE PROPERTY OF A1 AMERICAS SECURITY GROUP, LLC. ANY REPRODUCTION IN PART OR AS A WHOLE WITHOUT THE WRITTEN PERMISSION OF A1 AMERICAS SECURITY GROUP, LLC. IS PROHIBITED.



9727 TANNER RD.  
HOUSTON, TX 77041

DRAWING TITLE : A1 ARC DUPLO

DRAWING NO. : WM09230008R0

SCALE : NTS

SHEET NO. : 1 OF 1

PROJECTION :

	DESCRIPTION :	DATE :
DRAWN BY :	RAJ ACHARYA	05.13.2024
CHECKED BY :	ARPIT MITTAL	05.13.2024
APPROVED BY :	RUPESH TALAGERI	05.13.2024